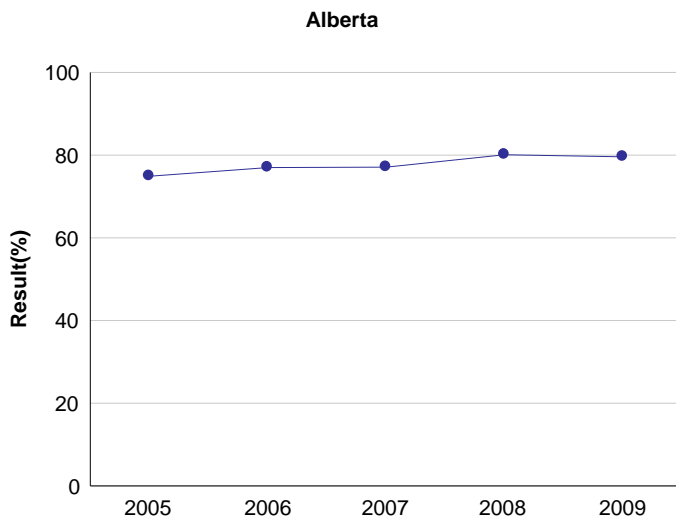


**A.8 Work Preparation Measure History**

**Province: Alberta**

Percentages of teachers and parents who agree that students are taught attitudes and behaviours that will make them successful at work when they finish school.

Alberta									
2005		2006		2007		2008		2009	
N	%	N	%	N	%	N	%	N	%
54,898	74.9	53,928	77.0	53,464	77.1	51,893	80.1	57,458	79.6



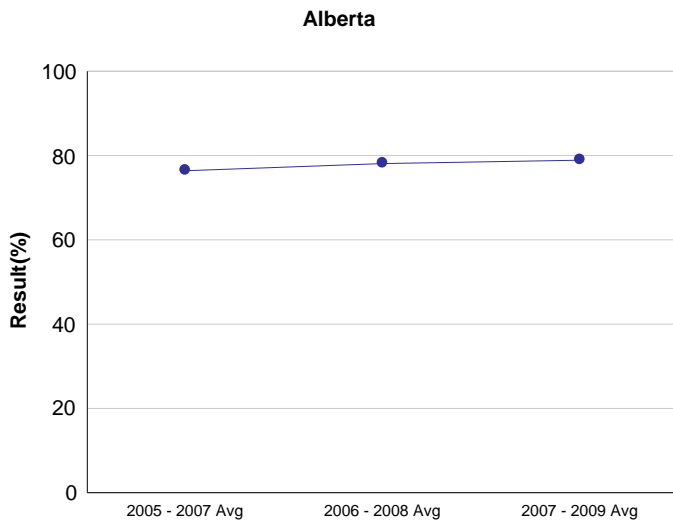
Note: Data values have been suppressed where the number of respondents is less than 6. Suppression is marked with an asterisk (\*).

**A.8 Work Preparation - 3 Year Rolling Average**

**Province: Alberta**

Percentages of teachers and parents who agree that students are taught attitudes and behaviours that will make them successful at work when they finish school.

Alberta					
2005 - 2007 Avg		2006 - 2008 Avg		2007 - 2009 Avg	
N	%	N	%	N	%
54,097	76.4	53,095	78.1	54,272	78.9



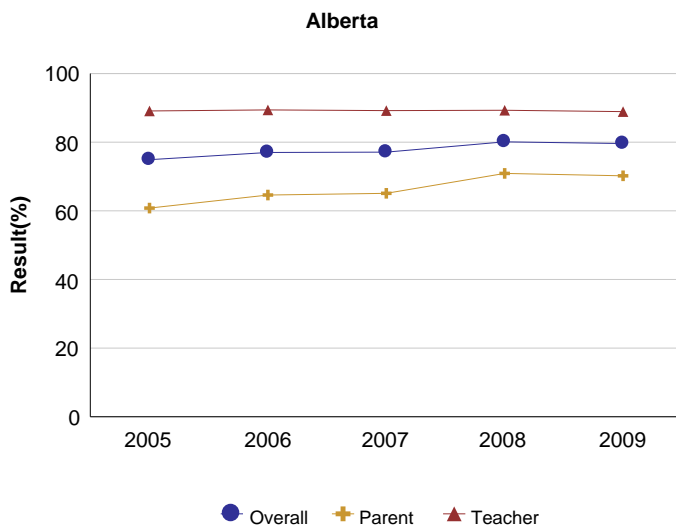
Note: Data values have been suppressed where the number of respondents is less than 6. Suppression is marked with an asterisk (\*).

**A.8 Work Preparation History with Groups**

**Province: Alberta**

Percentages of teachers and parents who agree that students are taught attitudes and behaviours that will make them successful at work when they finish school.

	Alberta									
	2005		2006		2007		2008		2009	
	N	%	N	%	N	%	N	%	N	%
Overall	54,898	74.9	53,928	77.0	53,464	77.1	51,893	80.1	57,458	79.6
Parent	32,367	60.8	32,427	64.6	30,132	65.1	28,219	70.9	32,049	70.2
Teacher	22,531	89.1	21,501	89.4	23,332	89.2	23,674	89.3	25,409	88.9



Note: Data values have been suppressed where the number of respondents is less than 6. Suppression is marked with an asterisk (\*).

**A.8 Work Preparation Detail**

**Province: Alberta**

Percentages of teachers and parents who agree that students are taught attitudes and behaviours that will make them successful at work when they finish school.

Parent - All

		N	Very Satisfied %	Satisfied %	Dissatisfied %	Very Dissatisfied %	Don't Know %	Top 2 Box %
Your child is taught attitudes and behaviors to be successful work when he or she leaves school	2005	32,367	9	51	22	4	13	61
	2006	32,427	11	53	19	4	13	65
	2007	30,132	11	54	18	3	14	65
	2008	28,219	14	57	15	2	12	71
	2009	32,049	16	54	14	3	13	70

Note: Data values have been suppressed where the number of respondents is less than 6. Suppression is marked with an asterisk (\*).

**A.8 Work Preparation Detail**

**Province: Alberta**

Percentages of teachers and parents who agree that students are taught attitudes and behaviours that will make them successful at work when they finish school.

Parent - Grade 4

		N	Very Satisfied %	Satisfied %	Dissatisfied %	Very Dissatisfied %	Don't Know %	Top 2 Box %
Your child is taught attitudes and behaviors to be successful work when he or she leaves school	2005	7,035	10	50	17	4	18	61
	2006	10,996	13	52	15	3	18	65
	2007	10,178	13	52	15	2	18	65
	2008	9,752	17	57	11	1	14	73
	2009	11,255	18	52	11	2	17	70

Note: Data values have been suppressed where the number of respondents is less than 6. Suppression is marked with an asterisk (\*).

**A.8 Work Preparation Detail**

**Province: Alberta**

Percentages of teachers and parents who agree that students are taught attitudes and behaviours that will make them successful at work when they finish school.

Parent - Grade 7

		N	Very Satisfied %	Satisfied %	Dissatisfied %	Very Dissatisfied %	Don't Know %	Top 2 Box %
Your child is taught attitudes and behaviors to be successful work when he or she leaves school	2005	5,298	8	53	21	4	14	61
	2006	10,823	11	55	19	4	12	65
	2007	9,737	10	55	19	3	13	66
	2008	9,311	13	57	16	2	12	70
	2009	11,087	16	54	14	3	13	71

Note: Data values have been suppressed where the number of respondents is less than 6. Suppression is marked with an asterisk (\*).

**A.8 Work Preparation Detail**

**Province: Alberta**

Percentages of teachers and parents who agree that students are taught attitudes and behaviours that will make them successful at work when they finish school.

Parent - Grade 10

		N	Very Satisfied %	Satisfied %	Dissatisfied %	Very Dissatisfied %	Don't Know %	Top 2 Box %
Your child is taught attitudes and behaviors to be successful work when he or she leaves school	2005	8,054	7	53	26	5	9	60
	2006	10,605	10	54	23	4	8	64
	2007	9,555	9	54	23	4	10	64
	2008	8,602	10	58	19	3	10	67
	2009	9,699	15	55	18	4	9	70

Note: Data values have been suppressed where the number of respondents is less than 6. Suppression is marked with an asterisk (\*).

**A.8 Work Preparation Detail**

**Province: Alberta**

Percentages of teachers and parents who agree that students are taught attitudes and behaviours that will make them successful at work when they finish school.

Teacher - All

		N	Very Satisfied %	Satisfied %	Dissatisfied %	Very Dissatisfied %	Don't Know %	Top 2 Box %
Students at your school are taught attitudes and behaviors to be successful at work when they leave school	2005	22,531	34	55	6	1	4	89
	2006	21,501	35	54	6	1	4	89
	2007	23,332	36	54	6	1	4	89
	2008	23,674	37	52	6	1	4	89
	2009	25,409	38	50	6	1	4	89

Note: Data values have been suppressed where the number of respondents is less than 6. Suppression is marked with an asterisk (\*).

**A.8 Work Preparation Detail**

**Province: Alberta**

Percentages of teachers and parents who agree that students are taught attitudes and behaviours that will make them successful at work when they finish school.

Teacher - Grade 4

		N	Very Satisfied %	Satisfied %	Dissatisfied %	Very Dissatisfied %	Don't Know %	Top 2 Box %
Students at your school are taught attitudes and behaviors to be successful at work when they leave school	2005	3,748	40	51	4	0	5	91
	2006	3,690	43	49	4	0	4	92
	2007	3,937	42	49	4	0	4	91
	2008	3,903	43	49	3	0	5	92
	2009	4,189	42	48	4	1	5	91

Note: Data values have been suppressed where the number of respondents is less than 6. Suppression is marked with an asterisk (\*).

**A.8 Work Preparation Detail**

**Province: Alberta**

Percentages of teachers and parents who agree that students are taught attitudes and behaviours that will make them successful at work when they finish school.

Teacher - Grade 7

		N	Very Satisfied %	Satisfied %	Dissatisfied %	Very Dissatisfied %	Don't Know %	Top 2 Box %
Students at your school are taught attitudes and behaviors to be successful at work when they leave school	2005	4,939	31	58	8	1	2	89
	2006	4,566	32	56	9	1	3	88
	2007	4,864	32	56	8	1	2	88
	2008	4,889	33	54	8	1	2	88
	2009	5,389	35	52	9	1	3	87

Note: Data values have been suppressed where the number of respondents is less than 6. Suppression is marked with an asterisk (\*).

**A.8 Work Preparation Detail**

**Province: Alberta**

Percentages of teachers and parents who agree that students are taught attitudes and behaviours that will make them successful at work when they finish school.

Teacher - Grade 10

		N	Very Satisfied %	Satisfied %	Dissatisfied %	Very Dissatisfied %	Don't Know %	Top 2 Box %
Students at your school are taught attitudes and behaviors to be successful at work when they leave school	2005	5,092	28	58	10	1	2	86
	2006	4,712	27	59	11	1	2	86
	2007	5,227	28	58	11	2	2	86
	2008	5,107	29	57	11	2	2	86
	2009	5,584	33	54	10	2	2	87

Note: Data values have been suppressed where the number of respondents is less than 6. Suppression is marked with an asterisk (\*).