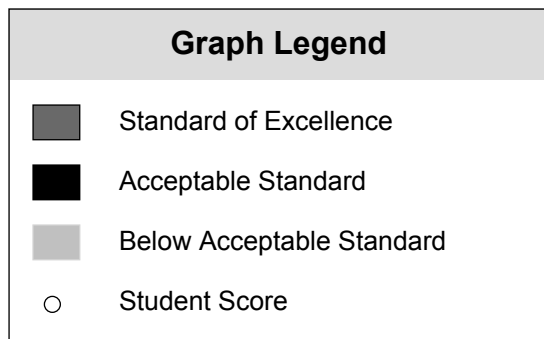


Student Name: **Sample Student**
 Alberta Student Number: **000000000**
 School of Writing: **0000 New Century School**
 School Authority: **9999 Alberta School District No. 999**

Grade 6 Achievement Tests - June 2007

Individual Student Profile

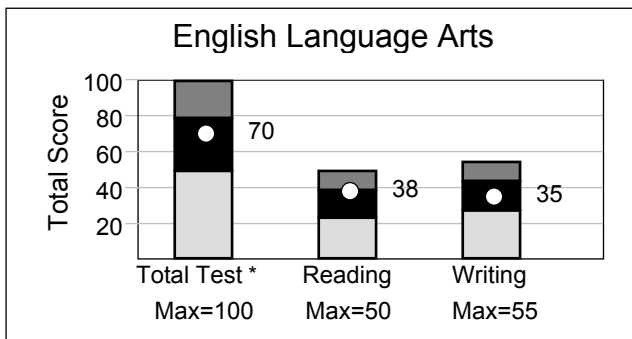
School Copy



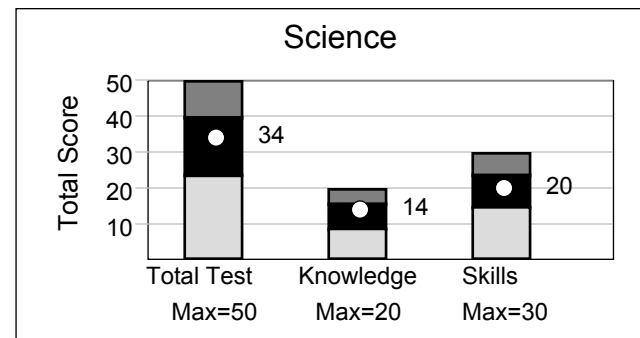
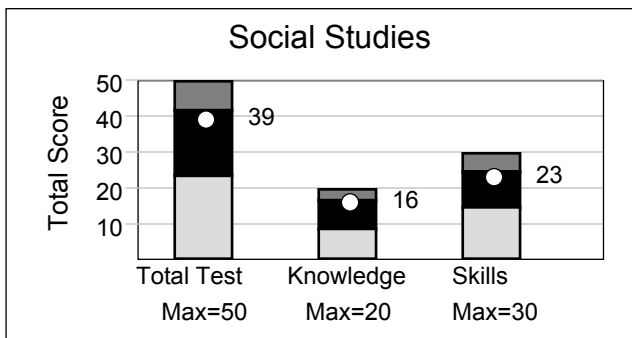
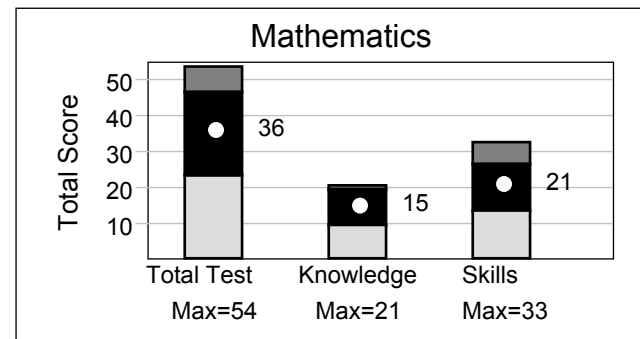
Explanatory Notes

The point on each bar graph indicates the score obtained by the student on the total test and on each of the two components of the test.

The shaded regions indicate the range of scores at the **Standard of Excellence** (dark grey region), the **Acceptable Standard** (black region), and below the acceptable standard (light grey region).



*Reading and Writing are weighted equally in the calculation of the total score.



Accommodations used by this student:

- English Language Arts 6
- Writing:
 - 3 - additional writing time
 - 5 - scribe
- Mathematics 6
- Part B:
 - 3 - additional writing time
 - 8 - reader
- Science 6
 - 8 - reader
- Social Studies 6
 - 8 - reader

Student Name: **Wilson, Landon**
 Alberta Student Number: **101307874**
 School of Writing: **7100 Abbott School**
 School Authority: **3020 Edmonton School District No. 7**

Grade 6 Achievement Tests - June 2007

Individual Student Profile

School Copy



		Student's Results		Range of Scores Within Each Standard ¹	
Subject	Component	Score	Standard Achieved	Acceptable Standard	Standard of Excellence
English Language Arts	Total Test ²	70/100	Acceptable	50-78	79-100
	Reading	38/50	Acceptable	24-38	39-50
	Writing	35/55	Acceptable	28-43	44-55
Mathematics	Total Test	36/54	Acceptable	24-46	47-54
	Knowledge	15/21	Acceptable	10-19	20-21
	Skills	21/33	Acceptable	14-26	27-33
Social Studies	Total Test	39/50	Acceptable	24-41	42-50
	Knowledge	16/20	Acceptable	9-16	17-20
	Skills	23/30	Acceptable	15-24	25-30
Science	Total Test	34/50	Acceptable	24-39	40-50
	Knowledge	14/20	Acceptable	9-15	16-20
	Skills	20/30	Acceptable	15-23	24-30

The table above provides the student's scores for each subject and for the components of that subject. Also included is the range of scores that define each standard.

¹ These standards reflect provincial expectations.

² Reading and Writing reporting categories are weighted equally in the calculation of the total score for English Language Arts and French Language Arts.

Alberta Education is committed to accommodating the needs of all Alberta students in order to provide them with fair and equitable access to educational opportunities, including the writing of Achievement Tests. Accommodations that may be approved by the school superintendent are listed in the General Information Bulletin.

Additional information regarding the results of your school and school authority, as well as provincial results, are available on our web site at http://www.education.gov.ab.ca/k_12/testing.

For further explanation of Achievement Test results, contact Jo-Anne Hug, Director - Achievement Testing Program (e-mail at: Jo-Anne.Hug@gov.ab.ca) or Nicole Lamarre, Director - French Assessment Unit (e-mail at: Nicole.Lamarre@gov.ab.ca), Learner Assessment or call 780-427-0010 or toll free at 310-0000.