

Safe and Caring Schools

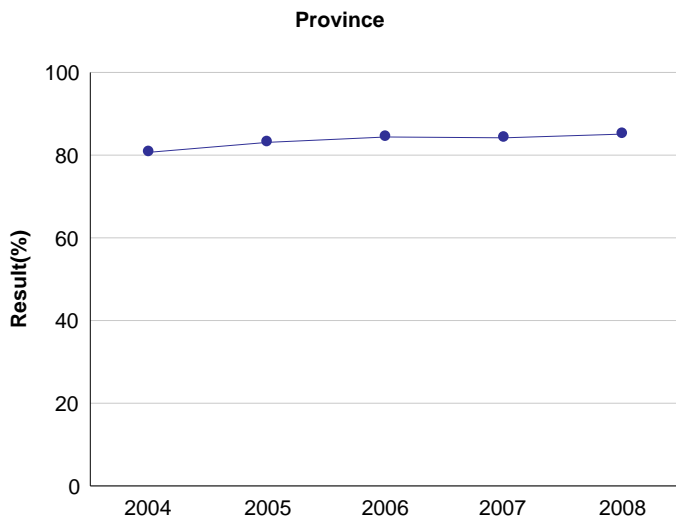


B.4 Safe and Caring Measure History

Province: Alberta

Percentage of teacher, parent and student agreement that: students are safe at school, are learning the importance of caring for others, are learning respect for others and are treated fairly in school.

Province									
2004		2005		2006		2007		2008	
N	%	N	%	N	%	N	%	N	%
138,351	80.7	158,883	83.1	155,700	84.4	155,329	84.2	155,424	85.1



Note: Data values have been suppressed where the number of respondents is less than 6. Suppression is marked with an asterisk (*).

Safe and Caring Schools

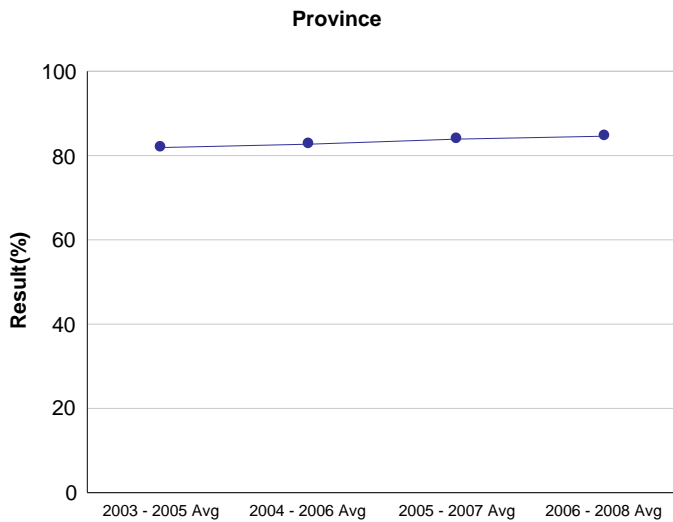


B.4 Safe and Caring - 3 Year Rolling Average

Province: Alberta

Percentage of teacher, parent and student agreement that: students are safe at school, are learning the importance of caring for others, are learning respect for others and are treated fairly in school.

Province							
2003 - 2005 Avg		2004 - 2006 Avg		2005 - 2007 Avg		2006 - 2008 Avg	
N	%	N	%	N	%	N	%
148,617	81.9	150,978	82.7	156,637	83.9	155,484	84.6



Note: Data values have been suppressed where the number of respondents is less than 6. Suppression is marked with an asterisk (*).

Safe and Caring Schools

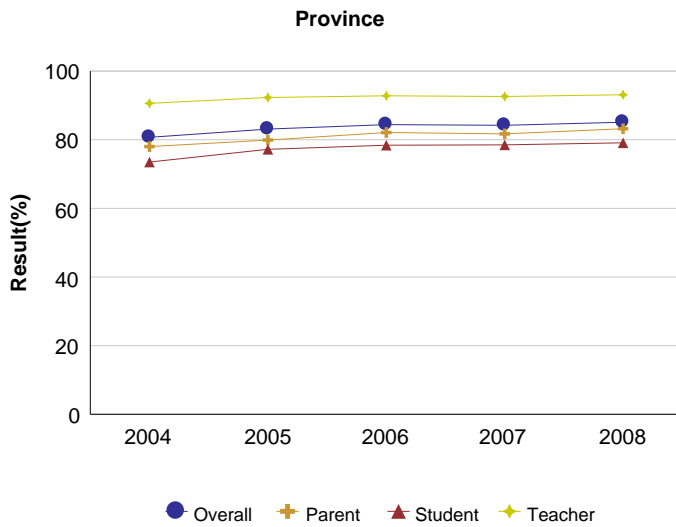


B.4 Safe and Caring History with Groups

Province: Alberta

Percentage of teacher, parent and student agreement that: students are safe at school, are learning the importance of caring for others, are learning respect for others and are treated fairly in school.

	Province									
	2004		2005		2006		2007		2008	
	N	%	N	%	N	%	N	%	N	%
Overall	138,351	80.7	158,883	83.1	155,700	84.4	155,329	84.2	155,424	85.1
Parent	32,201	78.0	33,458	79.9	33,539	82.1	31,250	81.7	28,722	83.2
Student	98,963	73.5	102,672	77.2	100,475	78.4	100,562	78.5	102,833	79.1
Teacher	7,187	90.6	22,753	92.3	21,686	92.8	23,517	92.6	23,869	93.1



Note: Data values have been suppressed where the number of respondents is less than 6. Suppression is marked with an asterisk (*).

Results based upon survey of all grade 4, 7 and 10 students and their parents. In 2004, only grade 4, 7 and 10 teachers were surveyed. 2005 onward, all teachers are surveyed.

Safe and Caring Schools



B.4 Safe and Caring Detail

Province: Alberta

Percentage of teacher, parent and student agreement that: students are safe at school, are learning the importance of caring for others, are learning respect for others and are treated fairly in school.

Parent - All

		N	Strongly Agree %	Agree %	Disagree %	Strongly Disagree %	Don't Know %	Top 2 Box %
Students treat each other well at your child's school	2004	31,327	8	56	22	5	9	64
	2005	33,005	9	58	20	5	8	67
	2006	32,752	10	59	19	4	8	69
	2007	30,832	11	58	18	4	9	69
	2008	28,329	12	59	17	4	8	71
Teachers care about your child	2004	31,400	21	59	12	3	5	80
	2005	33,165	24	58	11	3	4	82
	2006	32,836	25	59	9	2	4	84
	2007	30,983	26	58	9	2	4	84
	2008	28,480	29	57	8	2	4	86
Your child is safe at school	2004	31,523	17	67	10	3	3	84
	2005	33,202	19	66	9	3	3	85
	2006	32,854	21	66	8	2	3	87
	2007	30,953	20	66	8	2	4	86
	2008	28,481	23	65	7	2	3	87
Your child is safe on the way to and from school	2004	31,393	17	67	10	3	3	84
	2005	33,161	19	66	10	3	3	85
	2006	32,933	21	66	8	2	2	87
	2007	30,922	20	65	9	2	3	86
	2008	28,418	23	64	8	2	3	87
Your child is treated fairly by adults at school	2004	31,216	16	63	12	3	6	79
	2005	33,052	18	63	11	3	5	81
	2006	32,770	20	63	9	2	5	83
	2007	30,863	20	63	9	2	6	83
	2008	28,345	23	61	8	2	5	85

Note: Data values have been suppressed where the number of respondents is less than 6. Suppression is marked with an asterisk (*).

Safe and Caring Schools



B.4 Safe and Caring Detail

Province: Alberta

Percentage of teacher, parent and student agreement that: students are safe at school, are learning the importance of caring for others, are learning respect for others and are treated fairly in school.

Parent - Grade 4

		N	Strongly Agree %	Agree %	Disagree %	Strongly Disagree %	Don't Know %	Top 2 Box %
Students treat each other well at your child's school	2004	10,814	11	61	20	4	5	71
	2005	7,389	12	63	17	4	4	75
	2006	11,322	14	62	16	3	4	77
	2007	10,608	14	63	15	3	5	77
	2008	9,865	16	63	14	2	5	79
Teachers care about your child	2004	10,848	31	57	8	2	3	88
	2005	7,421	34	56	7	2	2	90
	2006	11,349	36	56	6	1	2	91
	2007	10,675	36	55	5	1	2	92
	2008	9,927	40	52	5	1	2	92
Your child is safe at school	2004	10,888	24	65	8	2	2	89
	2005	7,432	26	64	7	2	2	90
	2006	11,322	28	63	6	2	1	91
	2007	10,639	26	63	6	2	2	89
	2008	9,917	30	62	5	1	2	92
Your child is safe on the way to and from school	2004	10,791	22	64	9	3	2	86
	2005	7,403	24	63	9	2	2	86
	2006	11,354	28	61	7	2	2	89
	2007	10,618	26	61	8	2	2	88
	2008	9,870	30	59	7	2	2	89
Your child is treated fairly by adults at school	2004	10,750	22	62	9	2	4	84
	2005	7,389	26	60	8	2	4	86
	2006	11,319	27	61	7	2	3	88
	2007	10,625	28	60	7	1	4	88
	2008	9,879	31	58	6	1	4	89

Note: Data values have been suppressed where the number of respondents is less than 6. Suppression is marked with an asterisk (*).

Safe and Caring Schools



B.4 Safe and Caring Detail

Province: Alberta

Percentage of teacher, parent and student agreement that: students are safe at school, are learning the importance of caring for others, are learning respect for others and are treated fairly in school.

Parent - Grade 7

		N	Strongly Agree %	Agree %	Disagree %	Strongly Disagree %	Don't Know %	Top 2 Box %
Students treat each other well at your child's school	2004	10,742	7	55	24	6	9	61
	2005	5,390	6	56	23	5	11	62
	2006	10,901	10	58	20	4	8	68
	2007	9,970	9	58	20	5	9	67
	2008	9,318	11	57	19	4	8	69
Teachers care about your child	2004	10,746	19	61	12	3	5	80
	2005	5,409	20	63	10	3	5	83
	2006	10,944	24	62	9	2	4	85
	2007	10,014	23	62	9	2	4	84
	2008	9,372	26	60	8	2	4	86
Your child is safe at school	2004	10,809	16	68	10	3	3	83
	2005	5,414	15	69	9	3	4	84
	2006	10,964	20	67	8	2	3	87
	2007	10,007	18	68	8	2	4	86
	2008	9,381	22	65	7	2	3	87
Your child is safe on the way to and from school	2004	10,773	16	67	11	3	3	83
	2005	5,422	15	68	11	3	3	83
	2006	10,995	20	67	9	2	2	87
	2007	10,010	19	66	9	3	3	85
	2008	9,355	21	65	9	2	3	86
Your child is treated fairly by adults at school	2004	10,720	15	63	12	3	7	78
	2005	5,399	16	65	10	3	6	81
	2006	10,914	19	64	9	2	5	83
	2007	9,980	18	64	10	2	6	82
	2008	9,329	22	62	8	2	6	84

Note: Data values have been suppressed where the number of respondents is less than 6. Suppression is marked with an asterisk (*).

Safe and Caring Schools



B.4 Safe and Caring Detail

Province: Alberta

Percentage of teacher, parent and student agreement that: students are safe at school, are learning the importance of caring for others, are learning respect for others and are treated fairly in school.

Parent - Grade 10

		N	Strongly Agree %	Agree %	Disagree %	Strongly Disagree %	Don't Know %	Top 2 Box %
Students treat each other well at your child's school	2004	9,771	6	52	23	6	14	58
	2005	8,002	5	55	21	5	14	60
	2006	10,526	7	56	20	5	13	63
	2007	9,570	7	55	20	4	14	62
	2008	8,572	8	57	18	4	13	65
Teachers care about your child	2004	9,806	13	58	17	5	7	71
	2005	8,038	13	60	16	4	7	72
	2006	10,540	15	60	14	4	7	76
	2007	9,602	15	60	13	4	8	75
	2008	8,608	17	60	12	4	7	77
Your child is safe at school	2004	9,826	11	67	13	4	5	78
	2005	8,061	10	68	12	4	5	78
	2006	10,565	13	68	11	3	5	81
	2007	9,620	12	69	11	3	5	81
	2008	8,610	13	68	10	3	5	82
Your child is safe on the way to and from school	2004	9,829	13	69	11	3	4	82
	2005	8,065	12	70	11	3	3	82
	2006	10,581	15	71	9	2	3	85
	2007	9,612	14	70	10	2	4	84
	2008	8,623	15	70	9	3	4	85
Your child is treated fairly by adults at school	2004	9,746	10	63	14	4	9	74
	2005	8,027	11	65	13	3	8	76
	2006	10,534	13	65	11	3	7	78
	2007	9,570	12	66	11	3	8	78
	2008	8,569	15	65	10	3	7	80

Note: Data values have been suppressed where the number of respondents is less than 6. Suppression is marked with an asterisk (*).

Safe and Caring Schools



B.4 Safe and Caring Detail

Province: Alberta

Percentage of teacher, parent and student agreement that: students are safe at school, are learning the importance of caring for others, are learning respect for others and are treated fairly in school.

Teacher - All

		N	Strongly Agree %	Agree %	Disagree %	Strongly Disagree %	Don't Know %	Top 2 Box %
Students are safe at your school	2004	7,111	42	52	4	1	1	94
	2005	22,596	46	50	3	0	1	96
	2006	21,532	48	48	3	0	1	96
	2007	23,360	46	50	3	1	1	96
	2008	23,726	48	48	3	1	1	96
Students are safe on the way to and from your school	2004	7,066	25	53	5	1	15	78
	2005	22,542	26	55	4	1	14	81
	2006	21,483	28	54	4	0	13	82
	2007	23,312	27	56	5	1	13	82
	2008	23,647	30	54	4	1	11	84
Students are treated fairly by adults at your school	2004	7,087	62	36	1	0	1	98
	2005	22,603	63	35	1	0	1	98
	2006	21,534	64	34	1	0	1	98
	2007	23,349	62	36	1	0	1	98
	2008	23,645	63	35	1	0	0	98
Students treat each other well at your school	2004	7,037	18	66	13	2	2	84
	2005	22,567	21	67	10	1	1	88
	2006	21,488	22	66	9	1	1	89
	2007	23,312	22	66	10	1	1	88
	2008	23,637	25	64	9	1	1	89
Teachers at your school care about their students	2004	7,121	72	27	0	0	0	99
	2005	22,598	74	25	1	0	0	99
	2006	21,535	73	26	0	0	0	99
	2007	23,370	72	27	1	0	0	99
	2008	23,707	73	27	1	0	0	99

Note: Data values have been suppressed where the number of respondents is less than 6. Suppression is marked with an asterisk (*).

Safe and Caring Schools



B.4 Safe and Caring Detail

Province: Alberta

Percentage of teacher, parent and student agreement that: students are safe at school, are learning the importance of caring for others, are learning respect for others and are treated fairly in school.

Teacher - Grade 4

		N	Strongly Agree %	Agree %	Disagree %	Strongly Disagree %	Don't Know %	Top 2 Box %
Students are safe at your school	2004	2,259	56	41	2	0	1	96
	2005	3,756	54	43	2	0	1	97
	2006	3,699	57	40	2	0	1	97
	2007	3,938	55	42	2	0	0	97
	2008	3,924	57	40	2	0	1	97
Students are safe on the way to and from your school	2004	2,241	34	51	4	1	11	85
	2005	3,748	32	54	3	0	10	86
	2006	3,692	35	51	3	0	11	86
	2007	3,922	33	54	3	1	10	87
	2008	3,908	36	50	3	1	10	87
Students are treated fairly by adults at your school	2004	2,246	74	25	1	0	0	99
	2005	3,760	71	28	1	0	1	99
	2006	3,704	71	27	1	0	0	98
	2007	3,945	70	28	1	0	0	98
	2008	3,902	70	28	1	0	0	99
Students treat each other well at your school	2004	2,249	25	65	8	1	1	90
	2005	3,757	25	66	8	1	1	91
	2006	3,687	28	64	7	1	1	91
	2007	3,932	26	65	8	1	1	91
	2008	3,911	29	64	7	1	1	92
Teachers at your school care about their students	2004	2,261	84	16	0	0	0	100
	2005	3,763	81	19	0	0	0	99
	2006	3,703	80	20	0	0	0	100
	2007	3,942	80	19	0	0	0	99
	2008	3,922	79	21	0	0	0	100

Note: Data values have been suppressed where the number of respondents is less than 6. Suppression is marked with an asterisk (*).

Safe and Caring Schools



B.4 Safe and Caring Detail

Province: Alberta

Percentage of teacher, parent and student agreement that: students are safe at school, are learning the importance of caring for others, are learning respect for others and are treated fairly in school.

Teacher - Grade 7

		N	Strongly Agree %	Agree %	Disagree %	Strongly Disagree %	Don't Know %	Top 2 Box %
Students are safe at your school	2004	2,624	41	53	5	0	1	94
	2005	4,931	41	53	4	1	1	94
	2006	4,562	43	52	4	1	1	94
	2007	4,871	40	53	5	1	1	94
	2008	4,894	43	51	4	1	1	94
Students are safe on the way to and from your school	2004	2,605	26	54	6	1	14	80
	2005	4,937	25	54	5	1	14	80
	2006	4,560	28	54	5	1	13	82
	2007	4,858	25	56	5	1	13	81
	2008	4,869	30	53	6	1	11	82
Students are treated fairly by adults at your school	2004	2,608	62	36	1	0	1	98
	2005	4,948	59	39	1	0	1	98
	2006	4,572	60	38	2	0	0	98
	2007	4,865	58	40	2	0	0	97
	2008	4,884	60	38	1	0	1	98
Students treat each other well at your school	2004	2,595	14	67	16	2	1	82
	2005	4,936	16	66	15	2	1	82
	2006	4,576	17	66	14	2	1	83
	2007	4,846	16	66	15	2	1	82
	2008	4,870	19	64	14	2	1	83
Teachers at your school care about their students	2004	2,628	72	27	0	0	0	100
	2005	4,937	71	28	1	0	0	99
	2006	4,574	71	28	1	0	0	99
	2007	4,860	68	31	1	0	0	99
	2008	4,876	70	29	1	0	0	99

Note: Data values have been suppressed where the number of respondents is less than 6. Suppression is marked with an asterisk (*).

Safe and Caring Schools



B.4 Safe and Caring Detail

Province: Alberta

Percentage of teacher, parent and student agreement that: students are safe at school, are learning the importance of caring for others, are learning respect for others and are treated fairly in school.

Teacher - Grade 10

		N	Strongly Agree %	Agree %	Disagree %	Strongly Disagree %	Don't Know %	Top 2 Box %
Students are safe at your school	2004	2,559	34	58	5	1	2	92
	2005	5,074	35	59	4	1	1	94
	2006	4,706	36	58	4	1	2	94
	2007	5,206	33	60	5	1	2	93
	2008	5,100	36	58	4	1	2	94
Students are safe on the way to and from your school	2004	2,541	19	52	6	1	22	71
	2005	5,041	20	54	5	1	20	74
	2006	4,698	21	54	5	1	20	74
	2007	5,189	19	56	6	1	19	75
	2008	5,088	23	54	5	1	17	77
Students are treated fairly by adults at your school	2004	2,561	54	43	1	0	1	97
	2005	5,065	53	44	2	0	1	97
	2006	4,704	52	45	2	0	1	97
	2007	5,194	51	46	2	0	1	97
	2008	5,086	52	45	2	0	1	97
Students treat each other well at your school	2004	2,532	15	66	14	2	3	80
	2005	5,043	16	69	13	1	2	84
	2006	4,698	16	70	11	1	2	85
	2007	5,189	16	69	12	1	2	84
	2008	5,074	18	67	12	1	2	85
Teachers at your school care about their students	2004	2,567	64	34	1	0	1	98
	2005	5,066	64	34	1	0	0	99
	2006	4,704	62	36	1	0	1	98
	2007	5,204	61	37	1	0	0	99
	2008	5,103	63	36	1	0	0	98

Note: Data values have been suppressed where the number of respondents is less than 6. Suppression is marked with an asterisk (*).

Safe and Caring Schools



B.4 Safe and Caring Detail

Province: Alberta

Percentage of teacher, parent and student agreement that: students are safe at school, are learning the importance of caring for others, are learning respect for others and are treated fairly in school.

Student - Grade 4

		N	Yes %	No %	Don't Know %	Top 2 Box %
Are you treated fairly by adults in your school	2004	33,937	74	11	15	74
	2005	35,281	79	8	13	79
	2006	34,201	80	7	12	80
	2007	34,274	81	7	12	81
	2008	35,293	82	7	12	82
Do other students treat you well	2004	33,916	67	19	14	67
	2005	35,359	71	16	13	71
	2006	34,315	73	14	13	73
	2007	34,377	73	14	13	73
	2008	35,403	74	13	13	74
Do you feel safe at school	2004	34,025	80	11	9	80
	2005	35,406	84	8	8	84
	2006	34,352	85	8	8	85
	2007	34,406	85	7	7	85
	2008	35,439	86	7	8	86
Do you feel safe on the way to and from school	2004	33,998	74	15	10	74
	2005	35,328	78	12	10	78
	2006	34,297	78	12	10	78
	2007	34,327	79	12	9	79
	2008	35,345	80	11	9	80
Do your teachers care about you	2004	34,010	84	4	12	84
	2005	35,325	87	3	10	87
	2006	34,274	88	3	10	88
	2007	34,336	88	3	9	88
	2008	35,325	89	2	9	89

Note: Data values have been suppressed where the number of respondents is less than 6. Suppression is marked with an asterisk (*).

Safe and Caring Schools



B.4 Safe and Caring Detail

Province: Alberta

Percentage of teacher, parent and student agreement that: students are safe at school, are learning the importance of caring for others, are learning respect for others and are treated fairly in school.

Student - Grade 7

		N	Strongly Agree %	Agree %	Disagree %	Strongly Disagree %	Don't Know %	Top 2 Box %
I am treated fairly by adults at my school	2004	34,898	25	46	13	9	7	71
	2005	35,079	28	48	12	7	6	75
	2006	33,892	29	48	11	6	5	77
	2007	34,628	29	49	11	6	5	78
	2008	35,479	30	48	10	6	6	78
I feel safe at school	2004	35,015	28	46	13	8	5	74
	2005	35,136	31	46	11	7	4	77
	2006	34,004	31	47	11	7	4	78
	2007	34,709	31	46	11	7	5	77
	2008	35,580	32	46	11	7	5	78
I feel safe on the way to and from school	2004	34,978	34	46	10	6	4	80
	2005	35,077	36	46	9	5	4	82
	2006	33,938	35	47	10	5	4	81
	2007	34,614	34	46	10	5	4	81
	2008	35,492	37	45	9	5	4	82
My teachers care about me	2004	34,938	27	44	11	8	11	71
	2005	35,103	30	45	9	6	10	75
	2006	33,953	32	45	8	6	8	77
	2007	34,651	32	46	8	6	9	77
	2008	35,516	33	44	8	5	9	78
Other students treat me well	2004	34,931	21	50	15	9	4	72
	2005	35,108	22	52	14	8	4	74
	2006	33,963	23	52	14	8	4	75
	2007	34,667	23	52	13	8	4	75
	2008	35,542	23	52	13	7	4	75

Note: Data values have been suppressed where the number of respondents is less than 6. Suppression is marked with an asterisk (*).

Safe and Caring Schools



B.4 Safe and Caring Detail

Province: Alberta

Percentage of teacher, parent and student agreement that: students are safe at school, are learning the importance of caring for others, are learning respect for others and are treated fairly in school.

Student - Grade 10

		N	Strongly Agree %	Agree %	Disagree %	Strongly Disagree %	Don't Know %	Top 2 Box %
I am treated fairly by adults at my school	2004	29,047	13	53	16	10	8	66
	2005	31,722	14	57	15	7	6	71
	2006	31,763	16	58	13	7	6	74
	2007	31,044	15	58	13	7	6	73
	2008	31,471	17	57	13	7	6	74
I feel safe at school	2004	29,210	17	55	14	8	6	73
	2005	31,752	19	57	12	7	5	76
	2006	31,807	20	57	11	6	5	78
	2007	31,116	20	57	11	7	5	77
	2008	31,530	20	56	11	7	5	77
I feel safe on the way to and from school	2004	29,174	22	57	10	6	5	79
	2005	31,721	24	57	9	5	4	82
	2006	31,759	24	58	9	5	4	82
	2007	31,068	24	58	9	5	4	82
	2008	31,473	25	57	9	5	4	82
My teachers care about me	2004	29,076	12	47	16	9	17	59
	2005	31,728	14	51	14	7	14	65
	2006	31,777	15	53	13	6	13	68
	2007	31,087	15	53	12	6	13	68
	2008	31,477	16	54	12	6	12	70
Other students treat me well	2004	29,158	19	61	10	6	4	80
	2005	31,769	20	62	10	5	4	82
	2006	31,795	20	62	9	5	4	82
	2007	31,103	20	62	9	5	4	82
	2008	31,505	20	62	9	5	4	82

Note: Data values have been suppressed where the number of respondents is less than 6. Suppression is marked with an asterisk (*).