

Preparation for Lifelong Learning, World of Work, Citizenship

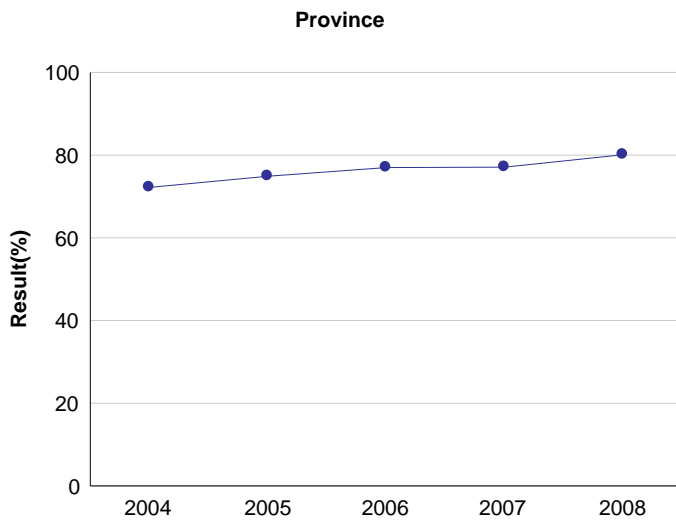


A.8 Work Preparation Measure History

Province: Alberta

Percentages of teachers and parents who agree that students are taught attitudes and behaviours that will make them successful at work when they finish school.

Province									
2004		2005		2006		2007		2008	
N	%	N	%	N	%	N	%	N	%
38,204	72.2	54,900	74.9	53,928	77.0	53,464	77.1	51,893	80.1



Note: Data values have been suppressed where the number of respondents is less than 6. Suppression is marked with an asterisk (*).

Preparation for Lifelong Learning, World of Work, Citizenship

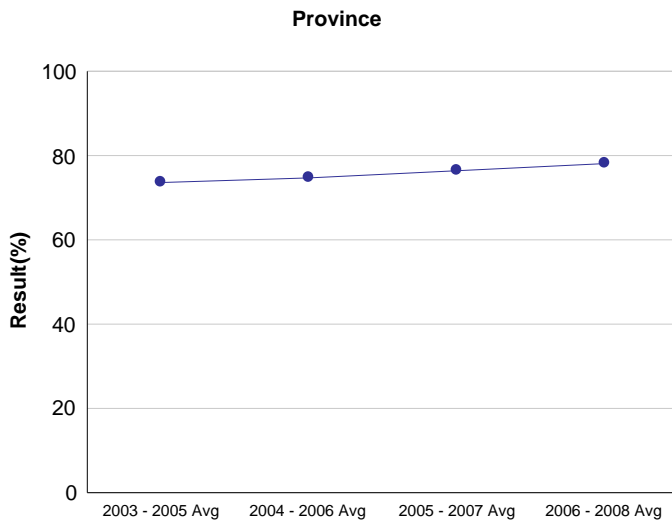


A.8 Work Preparation - 3 Year Rolling Average

Province: Alberta

Percentages of teachers and parents who agree that students are taught attitudes and behaviours that will make them successful at work when they finish school.

Province							
2003 - 2005 Avg		2004 - 2006 Avg		2005 - 2007 Avg		2006 - 2008 Avg	
N	%	N	%	N	%	N	%
46,552	73.6	49,011	74.7	54,097	76.4	53,095	78.1



Note: Data values have been suppressed where the number of respondents is less than 6. Suppression is marked with an asterisk (*).

Preparation for Lifelong Learning, World of Work, Citizenship

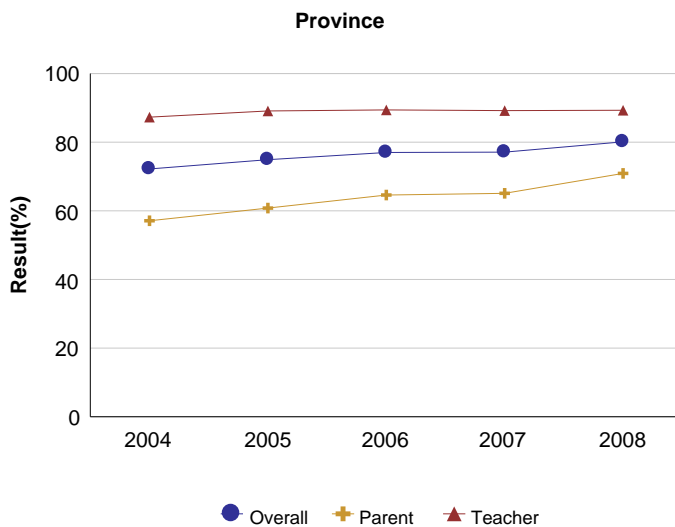


A.8 Work Preparation History with Groups

Province: Alberta

Percentages of teachers and parents who agree that students are taught attitudes and behaviours that will make them successful at work when they finish school.

	Province									
	2004		2005		2006		2007		2008	
	N	%	N	%	N	%	N	%	N	%
Overall	38,204	72.2	54,900	74.9	53,928	77.0	53,464	77.1	51,893	80.1
Parent	31,573	57.1	32,367	60.8	32,427	64.6	30,132	65.1	28,219	70.9
Teacher	6,631	87.3	22,533	89.1	21,501	89.4	23,332	89.2	23,674	89.3



Note: Data values have been suppressed where the number of respondents is less than 6. Suppression is marked with an asterisk (*).

Results based upon survey of all grade 4, 7 and 10 students and their parents. In 2004, only grade 4, 7 and 10 teachers were surveyed. 2005 onward, all teachers are surveyed.

Preparation for Lifelong Learning, World of Work, Citizenship



A.8 Work Preparation Detail

Province: Alberta

Percentages of teachers and parents who agree that students are taught attitudes and behaviours that will make them successful at work when they finish school.

Parent - All

		N	Very Satisfied %	Satisfied %	Dissatisfied %	Very Dissatisfied %	Don't Know %	Top 2 Box %
Your child is taught attitudes and behaviors to be successful work when he or she leaves school	2004	31,573	9	48	25	5	13	57
	2005	32,367	9	51	22	4	13	61
	2006	32,427	11	53	19	4	13	65
	2007	30,132	11	54	18	3	14	65
	2008	28,219	14	57	15	2	12	71

Note: Data values have been suppressed where the number of respondents is less than 6. Suppression is marked with an asterisk (*).

Preparation for Lifelong Learning, World of Work, Citizenship



A.8 Work Preparation Detail

Province: Alberta

Percentages of teachers and parents who agree that students are taught attitudes and behaviours that will make them successful at work when they finish school.

Parent - Grade 4

		N	Very Satisfied %	Satisfied %	Dissatisfied %	Very Dissatisfied %	Don't Know %	Top 2 Box %
Your child is taught attitudes and behaviors to be successful work when he or she leaves school	2004	10,822	10	47	21	4	18	57
	2005	7,035	10	50	17	4	18	61
	2006	10,996	13	52	15	3	18	65
	2007	10,178	13	52	15	2	18	65
	2008	9,752	17	57	11	1	14	73

Note: Data values have been suppressed where the number of respondents is less than 6. Suppression is marked with an asterisk (*).

Preparation for Lifelong Learning, World of Work, Citizenship



A.8 Work Preparation Detail

Province: Alberta

Percentages of teachers and parents who agree that students are taught attitudes and behaviours that will make them successful at work when they finish school.

Parent - Grade 7

		N	Very Satisfied %	Satisfied %	Dissatisfied %	Very Dissatisfied %	Don't Know %	Top 2 Box %
Your child is taught attitudes and behaviors to be successful work when he or she leaves school	2004	10,829	9	48	26	5	12	57
	2005	5,298	8	53	21	4	14	61
	2006	10,823	11	55	19	4	12	65
	2007	9,737	10	55	19	3	13	66
	2008	9,311	13	57	16	2	12	70

Note: Data values have been suppressed where the number of respondents is less than 6. Suppression is marked with an asterisk (*).

Preparation for Lifelong Learning, World of Work, Citizenship



A.8 Work Preparation Detail

Province: Alberta

Percentages of teachers and parents who agree that students are taught attitudes and behaviours that will make them successful at work when they finish school.

Parent - Grade 10

		N	Very Satisfied %	Satisfied %	Dissatisfied %	Very Dissatisfied %	Don't Know %	Top 2 Box %
Your child is taught attitudes and behaviors to be successful work when he or she leaves school	2004	9,922	7	50	28	6	9	57
	2005	8,054	7	53	26	5	9	60
	2006	10,605	10	54	23	4	8	64
	2007	9,555	9	54	23	4	10	64
	2008	8,602	10	58	19	3	10	67

Note: Data values have been suppressed where the number of respondents is less than 6. Suppression is marked with an asterisk (*).

Preparation for Lifelong Learning, World of Work, Citizenship



A.8 Work Preparation Detail

Province: Alberta

Percentages of teachers and parents who agree that students are taught attitudes and behaviours that will make them successful at work when they finish school.

Teacher - All

		N	Very Satisfied %	Satisfied %	Dissatisfied %	Very Dissatisfied %	Don't Know %	Top 2 Box %
Students at your school are taught attitudes and behaviors to be successful at work when they leave school	2004	6,631	32	55	8	1	4	87
	2005	22,533	34	55	6	1	4	89
	2006	21,501	35	54	6	1	4	89
	2007	23,332	36	54	6	1	4	89
	2008	23,674	37	52	6	1	4	89

Note: Data values have been suppressed where the number of respondents is less than 6. Suppression is marked with an asterisk (*).

Preparation for Lifelong Learning, World of Work, Citizenship



A.8 Work Preparation Detail

Province: Alberta

Percentages of teachers and parents who agree that students are taught attitudes and behaviours that will make them successful at work when they finish school.

Teacher - Grade 4

		N	Very Satisfied %	Satisfied %	Dissatisfied %	Very Dissatisfied %	Don't Know %	Top 2 Box %
Students at your school are taught attitudes and behaviors to be successful at work when they leave school	2004	2,102	38	51	3	0	7	89
	2005	3,748	40	51	4	0	5	91
	2006	3,690	43	49	4	0	4	92
	2007	3,937	42	49	4	0	4	91
	2008	3,903	43	49	3	0	5	92

Note: Data values have been suppressed where the number of respondents is less than 6. Suppression is marked with an asterisk (*).

Preparation for Lifelong Learning, World of Work, Citizenship



A.8 Work Preparation Detail

Province: Alberta

Percentages of teachers and parents who agree that students are taught attitudes and behaviours that will make them successful at work when they finish school.

Teacher - Grade 7

		N	Very Satisfied %	Satisfied %	Dissatisfied %	Very Dissatisfied %	Don't Know %	Top 2 Box %
Students at your school are taught attitudes and behaviors to be successful at work when they leave school	2004	2,430	31	57	9	1	3	88
	2005	4,939	31	58	8	1	2	89
	2006	4,566	32	56	9	1	3	88
	2007	4,864	32	56	8	1	2	88
	2008	4,889	33	54	8	1	2	88

Note: Data values have been suppressed where the number of respondents is less than 6. Suppression is marked with an asterisk (*).

Preparation for Lifelong Learning, World of Work, Citizenship



A.8 Work Preparation Detail

Province: Alberta

Percentages of teachers and parents who agree that students are taught attitudes and behaviours that will make them successful at work when they finish school.

Teacher - Grade 10

		N	Very Satisfied %	Satisfied %	Dissatisfied %	Very Dissatisfied %	Don't Know %	Top 2 Box %
Students at your school are taught attitudes and behaviors to be successful at work when they leave school	2004	2,552	28	58	10	1	2	87
	2005	5,092	28	58	10	1	2	86
	2006	4,712	27	59	11	1	2	86
	2007	5,227	28	58	11	2	2	86
	2008	5,107	29	57	11	2	2	86

Note: Data values have been suppressed where the number of respondents is less than 6. Suppression is marked with an asterisk (*).